

IRWIN®

Handsaws




www.irwin.com

IRWIN® Universal Handsaw

Handsaws


The IRWIN Universal Handsaw delivers performance and quality that users demand on the jobsite. With a patent-pending handle design, the angle in which force is exerted converts energy into full blade strokes, cutting through virtually any material. This specially-designed handle, combined with universal triple-ground teeth, completely eliminates binding, and cuts three times faster than traditional handsaws. The Universal Handsaw provides the speed of a coarse-cutting saw, with the fine finish of a fine-cutting saw. No matter what the application, this powerful handsaw will hold up to the demands on the jobsite, proving to be the only handsaw the professional tradesman will ever need.

UNIVERSAL HANDSAW
FEATURES



1. Unique handle design eliminates binding and delivers full blade strokes, providing the most efficient cuts
2. Patented universal tooth grind delivers coarse saw speed with a fine cut finish in building materials
3. Comfort grip handle
4. Blade profile has tapered-pitch nose for improved clearance and stability
5. .85 mm blade with water-based lacquer coating for speed and control
6. 90° & 45° marking feature


NO BINDING



UP TO
3X
FASTER*

*vs. traditional tooth saws.


Universal Tooth Grind




PATENTED

- Coarse Saw Speed
- Fine Cut Finish

Unique Handle Design



Eliminates Binding
Delivers Full Blade Strokes

Carpenter Saws	Typical User	Common Applications
	<ul style="list-style-type: none"> ▪ General Carpenter ▪ Exterior Trim Carpenter ▪ Remodeler 	<ul style="list-style-type: none"> ▪ General utility cuts ▪ Overhead fascia and gable work ▪ Removing door plates ▪ Drywall rough-in ▪ Demolition when power tools may damage surrounding materials ▪ Making hand cuts in custom installations when the miter angle is greater than 55°

Description	Blade Length	Blade Thickness	Tooth Count	Item #
Universal Handsaw	15" (381 mm)	.85 mm	11 pt.	1773465
	20" (508 mm)	.85 mm	11 pt.	1773466
ProTouch Coarse Cut Saw	15" (381 mm)	1 mm	9 pt.	2011201
	20" (508 mm)	1 mm	9 pt.	2011204
	24" (609 mm)	1 mm	9 pt.	2011203
ProTouch Fine Cut Saw	15" (381 mm)	1 mm	12 pt.	2011200
	24" (609 mm)	1 mm	12 pt.	2011202
Standard Coarse Cut Saw	15" (381 mm)	1 mm	9 pt.	2011102
	20" (508 mm)	1 mm	9 pt.	2011104

©2010
IRWIN
TOOLS

8935 NorthPointe Executive Dr.
Huntersville, NC 28078 - U.S.A.
1-800-60-IRWIN
www.irwin.com

A *NewellRubbermaid* Brand

C10160040